


How to Use Quiz Worx Home Delivery



Quiz Worx exists to share Jesus with kids everywhere. Our usual method of doing this is through performing Biblically faithful, creative and fun live puppet shows. However, due to COVID-19, we are unable to do our live shows. Yet we are excited to present the Good News through **Quiz Worx Home Delivery** - *Bringing Clear Bible Teaching to You.*


Each week Quiz Worx releases a new Kids' Talk video which can be used as part of an online church service or family devotion time. Each kids' talk comes with Activity Sheets, Game/Craft ideas, Discussion Questions and 'Digging Deeper' Family Devotions to help you share Jesus with the kids in your church and family. We pray this will be a blessing and encouragement to many kids, families and churches.

FOR CHURCHES:

Here are some suggestions for making the most of the 'Quiz Worx Home Delivery' material as part of an online church service:

1. Pray
2. Ensure the kids and parents in your church have access to the activity sheets and discussion questions. Feel free to offer these directly from your church website, attach them to an email to church families, print them out and deliver/post them, or encourage them to sign up themselves at www.quizworx.com/HomeDelivery
3. Play the Kids' Talk video towards the start of your service, either by including in your live or pre-recorded service, or by sending families a link to watch on YouTube.
4. During the sermon/teaching time for the adults, parents can encourage kids to work on the activity sheets, and possibly craft (if they can work on this unsupervised).
5. After the sermon parents can lead a short discussion using the discussion questions provided. Then families can play the suggested games together in their household or with other families online (e.g. via Zoom) and get hands-on with the craft activity.
6. During the week, families can use the 'Digging Deeper' Family Devotions together to explore God's Word further at a time that suits them.
7. See more about permissions for churches here:
<http://www.quizworx.com/qwhd-permissions/>

How to Use Quiz Worx Home Delivery



FOR FAMILIES:

Here are some suggestions for making the most of the 'Quiz Worx Home Delivery' material as a family:

1. Print off the Activity sheets, Game/Craft ideas and Discussion Questions & Family Bible Devotions ahead of time.
2. Pray together.
3. Play the Kids' Talk video – you can stream/download it directly from this google drive or watch it on YouTube link that is e-mailed to you each week.
4. **CHOOSE YOUR OWN ADVENTURE:** after watching the kids' talk, feel free to continue with any of the additional elements, in an order that works for you and your family.
5. Kids will enjoy the Activity Sheets which include colouring in, mazes, find-a-words and other fun activities. There is one provided for kids ages 2-4, 4-8 and for kids ages 9-12.
6. Parents can use the provided discussion questions to lead a short discussion any time after watching the kids' talk.
7. Playing games together or with other families online (e.g. via Zoom) and getting hands-on with the craft activity can help to reinforce the message of the talk (and should be a lot of fun too).
8. Families may choose to move right into the 'Digging Deeper' Family Devotions during this time or choose other times later in the week to explore God's Word further together (try and find a regular time that works with your family).
9. See more about permissions for families and individuals here:
<http://www.quizworx.com/qwhd-permissions/>

Suffering

Over the next 5 weeks at Quiz Worx Home Delivery, we will be looking at the topic of suffering and what the Bible says about it. Suffering is a major part of life for many people; for those who experience it and for those who witness other people go through it. Suffering has been a fundamental human experience almost since time began, and it is still obvious in our world today.

The Bible tells us that even though God created everything good, people ignored and rejected God, and one of the consequences of that is that there is now suffering in the world.

But there is great news! The great news is that the Bible tells us that even in the worst times, God is always in control. He cares about our suffering and He is actively working things out for good.

To explore these truths with your children, we have included some accompanying discussion questions. We have also provided some further 'Digging Deeper' family devotions to help you and your family discover more about how God is in control even through suffering.

There's no denying that suffering is a very heavy thing to think and talk about. But our prayer is that, as you explore the topic of suffering, both you and your children's trust in Jesus will grow deeper and stronger.

Suffering

Part 1

Why is there Suffering?

Discussion Questions after 'Why is there Suffering?' Kid's Talk Video


In today's video, MAtt shows us from the Bible that God made everything good. But it's not that way anymore. At least part of the reason for that is because people chose to disobey God. But while this has affected everything, Jesus showed that God is always good, God is always loving, and God is always in control.

1. Why can we have hope even when we or someone we love suffers?
2. How does it make you feel to hear that we don't always have the answers as to why we suffer?
3. How does it make you feel to know that God is always in control?

Pray

Thank God that He is still in control, even though there is suffering in the world.

Pray for any friends you know who are suffering. Pray that they would continue to hold onto Jesus, even while they suffer. If you or your family are suffering, you can pray that you would hold onto Jesus too.



Digging Deeper

Family Devotions



How to use 'Digging Deeper' for the 'Suffering' series.

To help you think more about how God is still in control, even when we suffer, we have provided three devotions. We encourage you to read these passages with those in your household at a time that suits and use the questions to guide you as you talk about and reflect on who Jesus is.

We looked at several different Bible translations when creating these questions. Feel free to use any version as you work through them as a family.

Memory Verse Challenge

The Memory Verse for our 'Suffering' series is from Romans 8:28. We've created a fun music video to help you learn these words of Jesus! You can find the memory verse video in the 'Suffering' folder on the Google Drive or you can watch it at: **INSERT MEMORY VERSE**

Devotion 1 – Read Genesis 1:31 & 3:9-19

These passages show us how God made everything in the world, including people, and he made it good! But because people chose to disobey God, this world is now full of suffering.

Read Genesis 1:31

1. How is the world that God made described?

Read Genesis 3:9-19

2. This passage tells us that Adam and Eve ate the fruit from the tree that God told them not to eat from. What reason is given for why they did that?
3. How does God punish Adam and Eve?
4. How do you feel about the way that God punished Adam and Eve?

Pray

Thank God that He made the world good, without suffering.

Thank God that living His way is the best way.

Digging Deeper

Family Devotions

Devotion 2 – Read Job 4:7-9, 38:1-15 & 42:7

Job had lots of good things to enjoy but Job 1 and 2 tells us that everything was taken away from him, leading to great suffering. While Job's friends were certain that he was suffering because he'd done something wrong, God said that this wasn't true...

Read Job 4:7-9, then 42:7

1. Job's friend Eliphaz says that bad things only happen to those who do the wrong thing. How does this make you feel? Do you agree with him?
2. What does God say about Job's friends' view on why he was suffering?

Read Job 38:1-15

3. In this passage, God is using picture language to describe his relationship with huge things like the sea and the clouds. According to these verses, what is God able to do to all these things in nature?
4. If God is able to do this with huge natural things because he is in control of them all, what does that mean for people? Do people have the right to question God?
5. In this book, God never tells Job why he is suffering! How does that make you feel?

Pray

Praise God for the way that he is in control of everything in the universe!

Pray for someone you know who is suffering very badly. Pray that their suffering would draw them nearer to God and not away from Him, even when they don't understand why they are suffering.

Pray also for yourself and other people around them who trust Jesus. Pray that you would have wisdom and patience and you help your friend through their suffering.

Devotion 3 – Read Isaiah 53:1-6

While the Bible doesn't always give us complete answers as to why we suffer, MAAtt reminded us that the Bible tells us three things we can know for certain:


- 1) God is always good.
 - 2) God is always loving.
 - 3) God is always in control.
1. In Romans 5:3-5, the Apostle Paul tells us that if we trust Jesus, we "gladly suffer." Write a list of the reasons why Paul says we can do this.
 2. Paul says that suffering "gives us hope." What is this hope in? (see verse 2 for a clue).
 3. Why does Jesus dying and rising again show us that God is good, loving and in control?
 4. Does it always feel like God is good, loving and in control? When does it feel like He isn't? What are some ways you can remind yourself of these great truths?

Pray

Praise God that He raised Jesus to life! Praise Him that now sinners can be friends with God because Jesus is alive!

Pray that God would keep producing endurance, character and hope in you when you suffer.

Colour in:



God is Good
God is Loving
God is In Control

Colour in what the Bible tells us:






**People did not obey
God, so now there
is suffering.**

But this does not explain everything.


Colour every shape marked with an **X**:

**Sometimes bad things happen and we don't know why.
But we do know that God is:**



God made everything Good

Draw some water, plants, animals, and people in the good world God made:




Colour in every capital letter, then write them in order on the lines below to see what the Bible tells us:

B e U f a T a p p j E O w i P L i g E
 y o D I v S n b O a B y s E Y o e E D
 r a b G w O z D y o e A h k N D c v j
 N b O j k W T u i q p H e E R t s E p
 a I s S S w o a f U F e F k E R I N G

However, this does not explain everything.

Crossword



Jesus _____ (5. down) and came back to life so people can know that God’s plan doesn’t end in suffering. There is life, even after death! This shows that God’s plan is _____ (2. down)

Because of Jesus, people who don’t deserve it – all of us – can be made _____ (4. across) with God again. So we can know that God is _____ (3. across).

Jesus also shows us that God is always in _____ (1. down). Even as people made Jesus suffer, the _____ (6. across) tells us that this was what God had already decided would happen.

Suffering

Part 1

Why is there Suffering?

Craft & Game Ideas

Craft Ideas

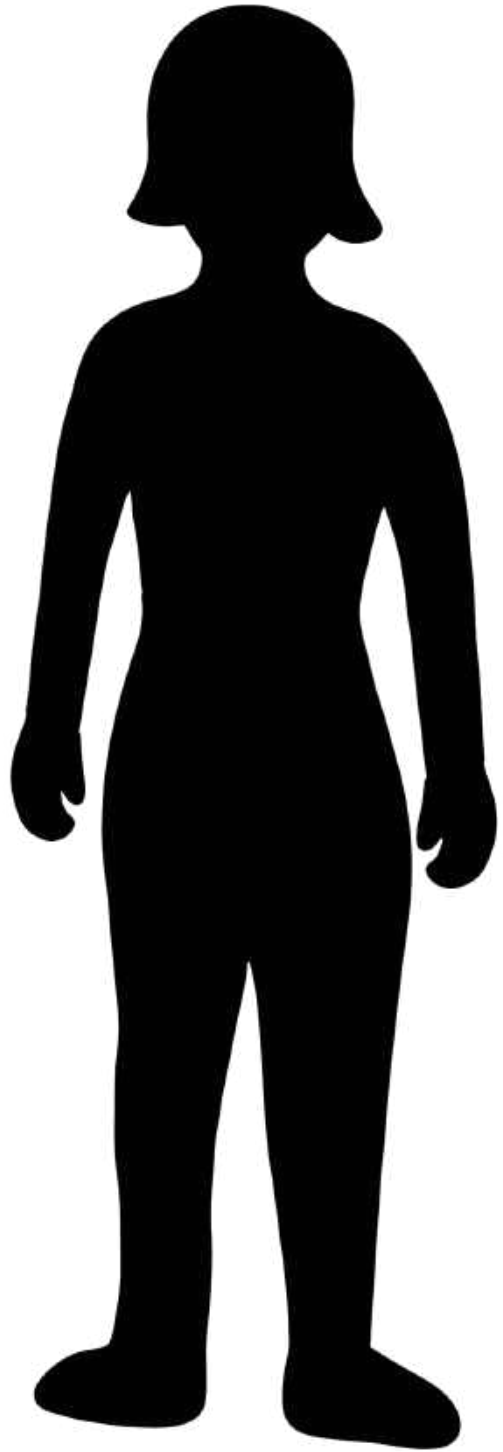

1. Cereal Box Puppet Stage

You will need:

- 1 Cereal Box
- Adam cut-out (see below)
- Eve cut-out (see below)
- 2 ice-cream sticks
- 1 small, green pipe cleaner
- 2 small "googly" eyes.
- Scissors
- Ruler
- Green crepe paper
- Glue
- Hole-punch
- Coloured Pencils and textas

Instructions:

1. Turn the box lengthways. Using a ruler and a pencil, draw two lines that runs across the length of the box; one that is three centimetres down from the top and one that's four centimetres up from the bottom. Draw two more lines running up the box vertically, three centimetres in from the sides.
2. Use scissors to cut out the rectangle made by the lines. You now have a puppet stage!
3. Print out the backdrop provided and stick it to the back of the stage with glue.
4. Cut a slit along the bottom of what is now your puppet stage like the diagram provided.
5. Colour in and cut out the provided Adam and Eve paper puppets. Glue each of them to an ice-cream stick each.
6. Colour in and cut out the fruit tree. Fold down the bottom and stick to the "stage" with glue. Punch a hole in the indicated spot on the tree.
7. Wrap the pipe cleaner around the tree and poke it through the hole. Stick the eyes on the snake with glue.
8. Cut a strip of green crepe paper the length of the stage and about six centimetres wide. Cut lots of tiny slits in it with scissors to make the paper look like grass. Glue the "grass" to the front of the stage.
9. Poke Adam and Eve through the slit in the bottom and perform your puppet show. Have a grown-up read the account of Genesis 3 from the Bible or a Bible story book and perform your puppets along with it!



Suffering

Part 1

Why is there Suffering?

Craft & Game Ideas

Craft Ideas

2. Sympathy Cards

You will need:

- Some cardstock of whatever colour you would like.
- Printouts of our provided sympathy messages.
- Stickers, pom poms, glitter, beads and whatever other decorations you have.

Instructions:

1. Print and cut out the provided sympathy messages.
2. Take you cardstock and cut it to be whatever size you would like. Fold it in half.
3. Stick your message on the front or inside the card.
4. Decorate your card with lots of colourful decorations!
5. Send your card to someone you know who is suffering.



Suffering

Part 1

God is Still in Control

Craft & Game Ideas

Game Ideas

Both of the following games involve creating dramatic scenes that are related to the topic of suffering.

In each game, the players will create three scenes based on the following scenarios:

1. A person suffering and it's someone else's fault (e.g., Matt's example of him hitting someone for no reason).
2. A person suffering and it is their fault (e.g., Matt's example of him stealing a car, crashing it and getting hurt because of it).
3. A person suffering because the world isn't what it's meant to be (e.g., floods, fires and sickness).

1. Suffering Sculptures

You will need:

- Playdough
- List of scenarios

Instructions:

The object of this game is for each player to mold their clay into a sculpture that's based around a time when someone might suffer.

- Hand out a lump of playdough to each player – make sure they have enough to make a scene with plenty of figures.
- Tell all the players that they must think of a time when a person might suffer and it's someone else's fault.
- The players then have one minute to make a playdough sculpture based on what they've thought of.
- Once the minute is up, the rest of the players try to guess what is happening in the sculpture. Once everyone has shown and explained their sculptures, they move onto the next scenario.

2. 20 – 10 – 5

The object of this game is to perform a dramatic scene that's based on a scenario in the list above, but which can be performed faster and faster!

Instructions:

1. If you have more than four players, place the players into groups.
2. Tell player/groups that they have five minutes to come up with a drama that's based around the first scenario in the list above, however, it can only go for 20 seconds!
3. When five minutes is up, they then perform their drama.
4. Next, they have to perform the whole scene in only 10 seconds (with no practise)!
5. Once they have performed this scene, they need to perform it again in 5 seconds (with no practice)!