


How to Use Quiz Worx Home Delivery



Quiz Worx exists to share Jesus with kids everywhere. Our usual method of doing this is through performing Biblically faithful, creative and fun live puppet shows. However, due to COVID-19, we are unable to do our live shows. Yet we are excited to present the Good News through **Quiz Worx Home Delivery** - *Bringing Clear Bible Teaching to You*.


Each week Quiz Worx releases a new Kids' Talk video which can be used as part of an online church service or family devotion time. Each kids' talk comes with Activity Sheets, Game/Craft ideas, Discussion Questions and 'Digging Deeper' Family Devotions to help you share Jesus with the kids in your church and family. We pray this will be a blessing and encouragement to many kids, families and churches.

FOR CHURCHES:

Here are some suggestions for making the most of the 'Quiz Worx Home Delivery' material as part of an online church service:

1. Pray
2. Ensure the kids and parents in your church have access to the activity sheets and discussion questions. Feel free to offer these directly from your church website, attach them to an email to church families, print them out and deliver/post them, or encourage them to sign up themselves at www.quizworx.com/HomeDelivery
3. Play the Kids' Talk video towards the start of your service, either by including in your live or pre-recorded service, or by sending families a link to watch on YouTube.
4. During the sermon/teaching time for the adults, parents can encourage kids to work on the activity sheets, and possibly craft (if they can work on this unsupervised).
5. After the sermon parents can lead a short discussion using the discussion questions provided. Then families can play the suggested games together in their household or with other families online (e.g. via Zoom) and get hands-on with the craft activity.
6. During the week, families can use the 'Digging Deeper' Family Devotions together to explore God's Word further at a time that suits them.
7. See more about permissions for churches here:
<http://www.quizworx.com/qwhd-permissions/>

How to Use Quiz Worx Home Delivery



FOR FAMILIES:

Here are some suggestions for making the most of the 'Quiz Worx Home Delivery' material as a family:

1. Print off the Activity sheets, Game/Craft ideas and Discussion Questions & Family Bible Devotions ahead of time.
2. Pray together.
3. Play the Kids' Talk video – you can stream/download it directly from this google drive or watch it on YouTube link that is e-mailed to you each week.
4. **CHOOSE YOUR OWN ADVENTURE:** after watching the kids' talk, feel free to continue with any of the additional elements, in an order that works for you and your family.
5. Kids will enjoy the Activity Sheets which include colouring in, mazes, find-a-words and other fun activities. There is one provided for kids ages 2-4, 4-8 and for kids ages 9-12.
6. Parents can use the provided discussion questions to lead a short discussion any time after watching the kids' talk.
7. Playing games together or with other families online (e.g. via Zoom) and getting hands-on with the craft activity can help to reinforce the message of the talk (and should be a lot of fun too).
8. Families may choose to move right into the 'Digging Deeper' Family Devotions during this time or choose other times later in the week to explore God's Word further together (try and find a regular time that works with your family).
9. See more about permissions for families and individuals here:
<http://www.quizworx.com/qwhd-permissions/>

Suffering

Over the next 5 weeks at Quiz Worx Home Delivery, we will be looking at the topic of suffering and what the Bible says about it. Suffering is a major part of life for many people; for those who experience it and for those who witness other people go through it. Suffering has been a fundamental human experience almost since time began, and it is still obvious in our world today.

The Bible tells us that even though God created everything good, people ignored and rejected God, and one of the consequences of that is that there is now suffering in the world.

But there is great news! The great news is that the Bible tells us that even in the worst times, God is always in control. He cares about our suffering and He is actively working things out for good.

To explore these truths with your children, we have included some accompanying discussion questions. We have also provided some further 'Digging Deeper' family devotions to help you and your family discover more about how God is in control even through suffering.

There's no denying that suffering is a very heavy thing to think and talk about. But our prayer is that, as you explore the topic of suffering, both you and your children's trust in Jesus will grow deeper and stronger.

Suffering

Part 3

God Understands Suffering

Discussion Questions after 'God Understands Suffering' Kid's Talk Video

In today's video, Chick asked the question "does God understand suffering?" The Bible's answer is Yes! God does understand suffering because the Bible tells us that Jesus is God and Jesus, being God the Son suffered for us when He died on the cross. But we also learnt that suffering will not win in the end because Jesus defeated death and suffering.

1. How does it make you feel to hear that God understands our suffering?
2. How do we know that God understands our suffering? How can knowing this help us when we or someone we know face suffering?
3. What's the great news about who's going to win in the end? How is that great news for you?

Pray

Give thanks that God understands our suffering and promises that suffering will not win.

Give thanks that we can talk to God and tell Him about our suffering knowing He understands.



Digging Deeper

Family Devotions



How to use 'Digging Deeper' for the 'Suffering' series.

To help you think more about how God is still in control, even when we suffer, we have provided three devotions. We encourage you to read these passages with those in your household at a time that suits and use the questions to guide you as you talk about and reflect on who Jesus is.

We looked at several different Bible translations when creating these questions. Feel free to use any version as you work through them as a family.

Memory Verse Challenge

The Memory Verse for our 'Suffering' series is from Romans 8:28. We've created a fun music video to help you learn these words of Jesus! You can find the memory verse video in the 'Suffering' folder on the Google Drive or you can watch it at: **INSERT MEMORY VERSE**

Devotion 1 – Read Hebrews 4:14-16

Jesus, God the Son, understands our suffering. Jesus came to earth as fully human and fully God. He experienced pain, sadness, being abandoned by his friends and being tempted by Satan but he experienced all this without sinning. We can come to Jesus knowing that he understands what we are going through when we face suffering or hardships of any kind.

1. How is Jesus, God the Son, described in this passage?
2. What does verse 15 tell us about Jesus?
3. What is the good news for us when we are suffering in verse 16?

Pray

Be thankful that Jesus can sympathise with our sufferings and hardships because He was fully human as well as fully God.

Pray that you will keep trusting in Jesus even when things are tough.

Digging Deeper

Family Devotions



Devotion 2 – Read Mark 14:32-42

In this passage, Jesus is about to be arrested and taken to the cross to die for us. Jesus knows what's about to happen to Him and He is filled with sadness.

1. Grab a piece of paper and list out the ways that Jesus is suffering in this passage.
2. What are Jesus' friends doing while He is praying?
3. What does Jesus cry out to His Father in verse 36? What surprises you about Jesus' prayer? How does it make you feel knowing that Jesus suffered?

Pray

Give thanks that Jesus obeyed His Father and went to the cross to take the punishment we deserve for our sin.

Jesus suffered to take the punishment all people deserve for turning away from God and going our own way. Say sorry to God for your sin and thank God that you are forgiven in Jesus.

Devotion 3 – Read Luke 14:27-31

Jesus understands what it's like to be rejected and forgotten by His friends because that's what happened to Him the night before He died on the cross. Jesus, God the Son, experienced suffering in a very real way.

1. Have you ever been forgotten or left behind by your friends? What did that feel like?
2. What is Jesus saying is going to happen? How can you see Jesus suffering here?
3. How do Peter and the other disciples react to what Jesus is saying?

Pray



Tell Jesus about the hard things you might be going through at the moment, knowing that He understands.

Ask God to help you and those in your life not to turn away from him if/when you go through hard times.




Colour in:

Ages 2-4

Jesus showed
suffering
will not
win!



Colour in the pictures of some of the awful things which happened to Jesus:




But Jesus, God the Son, knew suffering would not win

Colour in every letter marked with an **X** and write them on the lines below to show what the Bible teaches. Some letters have been done to get you started:



L **J** g e r s O d u z s i J p r **b** W i
 a e U h a m n D t o **d** Q e n a a
 c e t n o e h f w e k **a** t n e e d r
s e u l o f e f e p k r e i v n h g i i

J _____	b _____
d _____	a _____
s _____	_____

Draw Jesus after he beat death, standing in the room with his friends:



Find the 10 differences:



What happened to Jesus three days after he died on a cross?


A large empty rectangular box for writing the answer.

Break the code to show the Bible's answer to the big question:
Does God get it? Does he understand what suffering is like?

A	B	C	D	E	F	G	H	I	J	K	L	M
□	△	∇	∏	⊕	⊖	⊗	⊘	⊙	⊚	⊛	⊜	⊝
N	O	P	Q	R	S	T	U	V	W	X	Y	Z
⊞	⊟	⊠	⊡	⊢	⊣	⊤	⊥	⊦	⊧	⊨	⊩	⊪

⊚ ⊕ ⊙ ⊞ ⊕ ⊙ ⊙ ⊙ ⊗ ⊕ ∏ **the** ⊙ ⊕ ⊞
⊛ ⊞ ⊕ ⊙ ⊙ ⊙ ⊖ ⊖ ⊕ ⊙ ∇ ⊞ ⊗ **But**
⊞ ⊕ ⊙ ⊙ ⊙ **also** ⊙ ∇ ⊕ ⊙ ⊕ ∏ **that**
⊙ ⊙ ⊖ ⊖ ⊕ ⊙ ∇ ⊞ ⊗ **would** ⊞ ⊕ ⊞ ⊙ ∇ ⊞

Draw Jesus after he beat death, standing in the room with his friends:



Suffering

Part 3

God Understands Suffering

Craft & Game Ideas

Craft Ideas

1. Suffering Will Not Win in the End

You will need:

- Paper plate, print out of crosses, words and Jesus
- Glue, scissors, stapler
- Pens, crayons, pencils
- Collage items

Instructions:



1. Cut paper plate in half.
2. Print and colour cross picture (see picture below).
3. Print and colour Jesus and words.
4. Cut a 'doorway' in the middle of one of the plate halves to show door of the tomb.
5. Staple plate halves together at the round part of plate and in a way so they create a cavity inside.
6. Glue cross image to back of plate. Glue Jesus and words on front of plate.
7. Decorate as desired.

2. "Jesus Understands My Suffering"


Jesus understands what it's like when we are suffering. Draw yourself in the picture showing a time when you may have been suffering. For example, you may have been sick, hurt, sad, lost etc. You can thank Jesus as you are drawing the picture because He knows what it's like to feel all the things you feel.

You will need:

- Print out of picture (see picture below)
- Coloured pens/pencils



JESUS UNDERSTANDS MY SUFFERING.



Suffering

Part 3

God Understands Suffering

Craft & Game Ideas

Game Ideas

1. Treasure Hunt

You will need:

- Pictures of (see page below):
 - Jesus
 - The cross
 - A girl
 - Solider
 - Dice
 - The tomb
 - Mary
 - The disciples

Instructions:

1. Hide the pictures around the house/play area.
2. Kids have to find the pictures and then put them in order and retell the story.

2. In the Tomb, Out of the Tomb

You will need:

- A long rope
- A chalk or tape line on the ground

Instructions:

1. Stand the kids on one side of the line. Let them know which side of the line is "In the Tomb" and which side is "Out of the Tomb".
2. In fairly quick succession, call out "In the Tomb", "out of the Tomb". You can repeat the same command i.e., 'In the Tomb', 'in the tomb', 'in the tomb'.
3. As you call 'in the tomb' or 'out of the tomb' the kids have to jump to the corresponding side of the rope.
4. If they end up on the wrong side of the line they are out.

