


How to Use Quiz Worx Home Delivery



Quiz Worx exists to share Jesus with kids everywhere. Our usual method of doing this is through performing Biblically faithful, creative and fun live puppet shows. However, due to COVID-19, we are unable to do our live shows. Yet we are excited to present the Good News through **Quiz Worx Home Delivery** - *Bringing Clear Bible Teaching to You*.


Each week Quiz Worx releases a new Kids' Talk video which can be used as part of an online church service or family devotion time. Each kids' talk comes with Activity Sheets, Game/Craft ideas, Discussion Questions and 'Digging Deeper' Family Devotions to help you share Jesus with the kids in your church and family. We pray this will be a blessing and encouragement to many kids, families and churches.

FOR CHURCHES:

Here are some suggestions for making the most of the 'Quiz Worx Home Delivery' material as part of an online church service:

1. Pray
2. Ensure the kids and parents in your church have access to the activity sheets and discussion questions. Feel free to offer these directly from your church website, attach them to an email to church families, print them out and deliver/post them, or encourage them to sign up themselves at www.quizworx.com/HomeDelivery
3. Play the Kids' Talk video towards the start of your service, either by including in your live or pre-recorded service, or by sending families a link to watch on YouTube.
4. During the sermon/teaching time for the adults, parents can encourage kids to work on the activity sheets, and possibly craft (if they can work on this unsupervised).
5. After the sermon parents can lead a short discussion using the discussion questions provided. Then families can play the suggested games together in their household or with other families online (e.g. via Zoom) and get hands-on with the craft activity.
6. During the week, families can use the 'Digging Deeper' Family Devotions together to explore God's Word further at a time that suits them.
7. See more about permissions for churches here:
<http://www.quizworx.com/qwhd-permissions/>

How to Use Quiz Worx Home Delivery



FOR FAMILIES:

Here are some suggestions for making the most of the 'Quiz Worx Home Delivery' material as a family:

1. Print off the Activity sheets, Game/Craft ideas and Discussion Questions & Family Bible Devotions ahead of time.
2. Pray together.
3. Play the Kids' Talk video – you can stream/download it directly from this google drive or watch it on YouTube link that is e-mailed to you each week.
4. CHOOSE YOUR OWN ADVENTURE: after watching the kids' talk, feel free to continue with any of the additional elements, in an order that works for you and your family.
5. Kids will enjoy the Activity Sheets which include colouring in, mazes, find-a-words and other fun activities. There is one provided for kids ages 2-4, 4-8 and for kids ages 9-12.
6. Parents can use the provided discussion questions to lead a short discussion any time after watching the kids' talk.
7. Playing games together or with other families online (e.g. via Zoom) and getting hands-on with the craft activity can help to reinforce the message of the talk (and should be a lot of fun too).
8. Families may choose to move right into the 'Digging Deeper' Family Devotions during this time or choose other times later in the week to explore God's Word further together (try and find a regular time that works with your family).
9. See more about permissions for families and individuals here:
<http://www.quizworx.com/qwhd-permissions/>

Suffering

Over the next 5 weeks at Quiz Worx Home Delivery, we will be looking at the topic of suffering and what the Bible says about it. Suffering is a major part of life for many people; for those who experience it and for those who witness other people go through it. Suffering has been a fundamental human experience almost since time began, and it is still obvious in our world today.

The Bible tells us that even though God created everything good, people ignored and rejected God, and one of the consequences of that is that there is now suffering in the world.

But there is great news! The great news is that the Bible tells us that even in the worst times, God is always in control. He cares about our suffering and He is actively working things out for good.

To explore these truths with your children, we have included some accompanying discussion questions. We have also provided some further 'Digging Deeper' family devotions to help you and your family discover more about how God is in control even through suffering.

There's no denying that suffering is a very heavy thing to think and talk about. But our prayer is that, as you explore the topic of suffering, both you and your children's trust in Jesus will grow deeper and stronger.

Suffering

Part 5

How should we Live NOW?

Discussion Questions after 'How should we Live NOW?' Kid's Talk Video

In today's video, we watched Bob endure different types of suffering. Through these hardships, Bob thought about God and was reminded that he could live by faith, in hope, showing love. And Bob knew that he could pray to God knowing that God understood his suffering.

1. Have you ever had times when bad or sad things happened to you like Bob? What did it feel like?
2. What did Bob remember that helped him in his suffering?
3. When you go through hard times, what could it look like to live by faith, in hope, showing love?

Pray

Ask God to help you live by faith, in hope, showing love at all times, even when things are hard.

Thank God that he cares for us and always listens to our prayers.



Digging Deeper

Family Devotions



How to use 'Digging Deeper' for the 'Suffering' series.

To help you think more about how God is still in control, even when we suffer, we have provided three devotions. We encourage you to read these passages with those in your household at a time that suits and use the questions to guide you as you talk about and reflect on who Jesus is.

We looked at several different Bible translations when creating these questions. Feel free to use any version as you work through them as a family.

Memory Verse Challenge

The Memory Verse for our 'Suffering' series is from Romans 8:28. We've created a fun memory verse rap to help you learn these words of Jesus! You can find the memory verse video (rap only version) in the 'Suffering' folder on the Google Drive or you can watch it at:
<https://youtu.be/nwVsqq7n7NA>

Devotion 1 – Read 2 Corinthians 1:3-7

This passage reminds us how much God cares for us and wants to comfort us when we suffer. It also reminds us to comfort and to show love to others because of what God has done and continues to do for us.

1. How do these verses describe what God is like toward us in our suffering?
2. What does it mean when it says that we can comfort others with the comfort we have received from God?
3. Think of a friend or someone in your family who might be going through a tough time. What is something you could do or say to comfort them?


Pray

Thank God that He understands our suffering and wants to comfort us in our suffering.

Pray for your friends or family who are suffering that they will know God's comfort and love. Ask God to help you comfort them the way God comforts you.

Digging Deeper

Family Devotions



Devotion 2 – Read 1 Peter 1:3-7

In his first letter written to believers scattered across the world, the Apostle Peter describes just how incredible it is to have a living hope in Jesus – God the Son. For people who trust in Jesus, Peter describes having faith in Jesus as more valuable than gold.

1. What does Peter say that we have because of Jesus? How does this make you feel?
2. How does this certain, forever hope compare to earthly things that we might put our hope in?
3. If Jesus has given us a certain, secure, living, eternal hope, how can this help us right now as we face hard times?

Pray

Thank God that when our hope is in Jesus it lasts forever and will never fade or spoil.

Ask God to help you remember the certain hope that we have in Jesus, especially when we go through hard times now.

Devotion 3 – Read Romans 5:1-5

So far in this letter, the Good News about Jesus has been carefully explained by telling us who needs Jesus, why we need him and how he saves us to become part of his family. These few verses at the start of chapter 5 encourage us to keep trusting Jesus, even when we go through troubled times.

1. What are all the things this passage says about hope and why our hope is certain?
2. This passage talks about 'rejoicing in our suffering'. What does this mean and what are the reasons why we can rejoice when we face hard times?
3. This passage tells us that suffering actually makes us stronger and helps us hold onto our hope in God. How does this make you feel? How can knowing this change how you think about suffering?

Pray



Thank God that He understands our suffering and promises to make us stronger even in our suffering.

Pray that you will remember where your true hope lies when things are tough.

Colour in the picture:

Ages 2-4


Because of Jesus, we can live...



Colour in the picture:

Ages 5-8

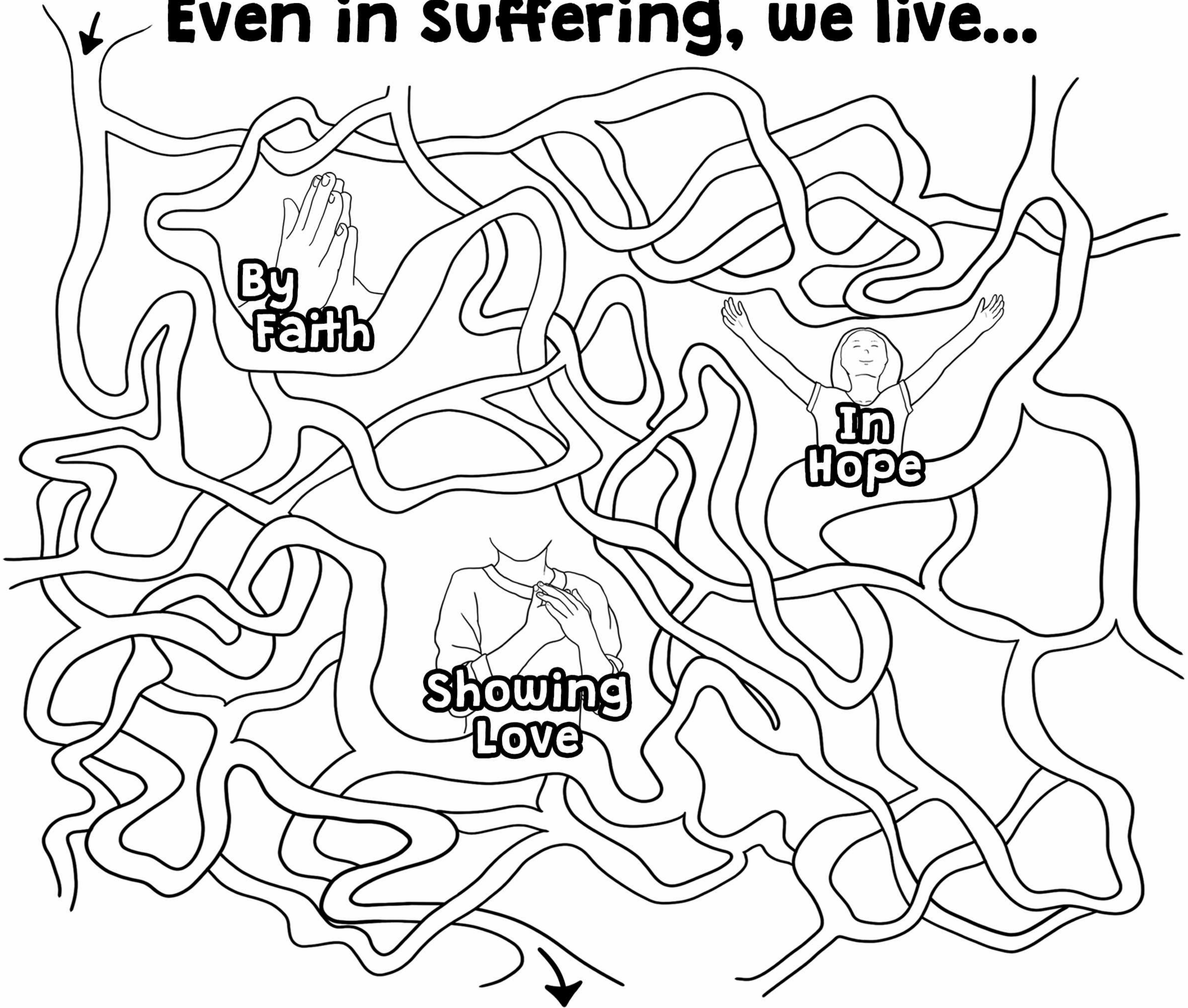
Because of Jesus, we can live...



Find your way through the maze and collect the words to finish this sentence.
(Paths do overlap!)

Ages 5-8 (continued)

Even in suffering, we live...



How can you live by faith, in hope, and showing love this week?

Write down your ideas or draw a picture. (Think! What did Bob do in the video?)

Find your way through the maze and collect the words to finish this sentence. (Paths do overlap!)

Ages 9-12

Even in suffering, we live...



Why?

Match the words with the correct reason.

By Faith

...just as Jesus loved us.

In Hope

...because Jesus beat death and will one day bring a brand new, perfect, fixed up world for everyone who trusts him.

Showing Love

...in Jesus who knew suffering for us.

Fill in the missing words from the puppets' snazzy 'Suffering Board'!
 (Hint: You may need to use the video to help you.)

Ages 9-12 (continued)

S _____ Board

Q1. Why is there
 _____?

The _____ has lots of
 answers.
 (and some _____ answers)
 _____ disobeyed God.
 (but not always that simple)
 God is always G____,
 L_____ and I_ C_____.

Q2. Why do _____ things
 happen to good
 _____?

In _____ things God is
 working for the _____
 of those who ♥ Him.

Q3. Does _____ get it?
 Does He understand?


Yes! _____, God the Son,
 _____ suffering...
 would NOT _____ in the end.

Q4. What is _____'
 ultimate plan?

A _____ new, _____,
 _____ world!

Q5. How should you
 _____ NOW?

By _____.
 In _____.
 Showing _____.



Missing Words

- | | | |
|------------|-----------|----------|
| In Control | Love | PERFECT |
| suffering | Jesus | people |
| Faith | live | Bible |
| Good | bad | fixed up |
| knew | not | Loving |
| brand | Suffering | God |
| win | People | ALL |
| God's | Hope | good |

Suffering

Part 5

How should we Live NOW?

Craft & Game Ideas

Craft Ideas

1. Faith, Hope and Love Wall Hanging

You will need:

- Heavy white paper
- Printout of hearts; one with 1 Corinthians 13:13 and the 3 small hearts (see template below)
- Collage, stickers to decorate each heart
- Coloured yarn/string
- Hole punch
- Coloured pencils, pens

Instructions:

1. Print out hearts.
2. Decorate as desired.
3. Put hole in top and base of large heart and then in top and bottom of Faith, Hope hearts and only in top of Love heart.
4. Thread string through the holes linking the large heart and the small ones so they fall.
5. Attach string through top of large heart and hang in desired place.

2. Weaving Heart

You will need:

- Template of heart (see below)
- Small heart with words
- Heavy craft paper
- Coloured paper cut into 2cm wide strips
- Glue

Instructions:

1. Fold a large sheet of craft paper in half for each child.
2. Print and cut out the template and place the straight edge on the folded edge of your craft paper.
3. Use the template as your guide as you cut your heart shape out.
4. Cut along the dotted lines.
5. Open up heart shape.
6. Weave coloured paper.
7. When weaving is finished glue small heart in centre.

**And now these three
remain:
faith, hope and love.
But the greatest of these
is love.**

1 Corinthians 13:13



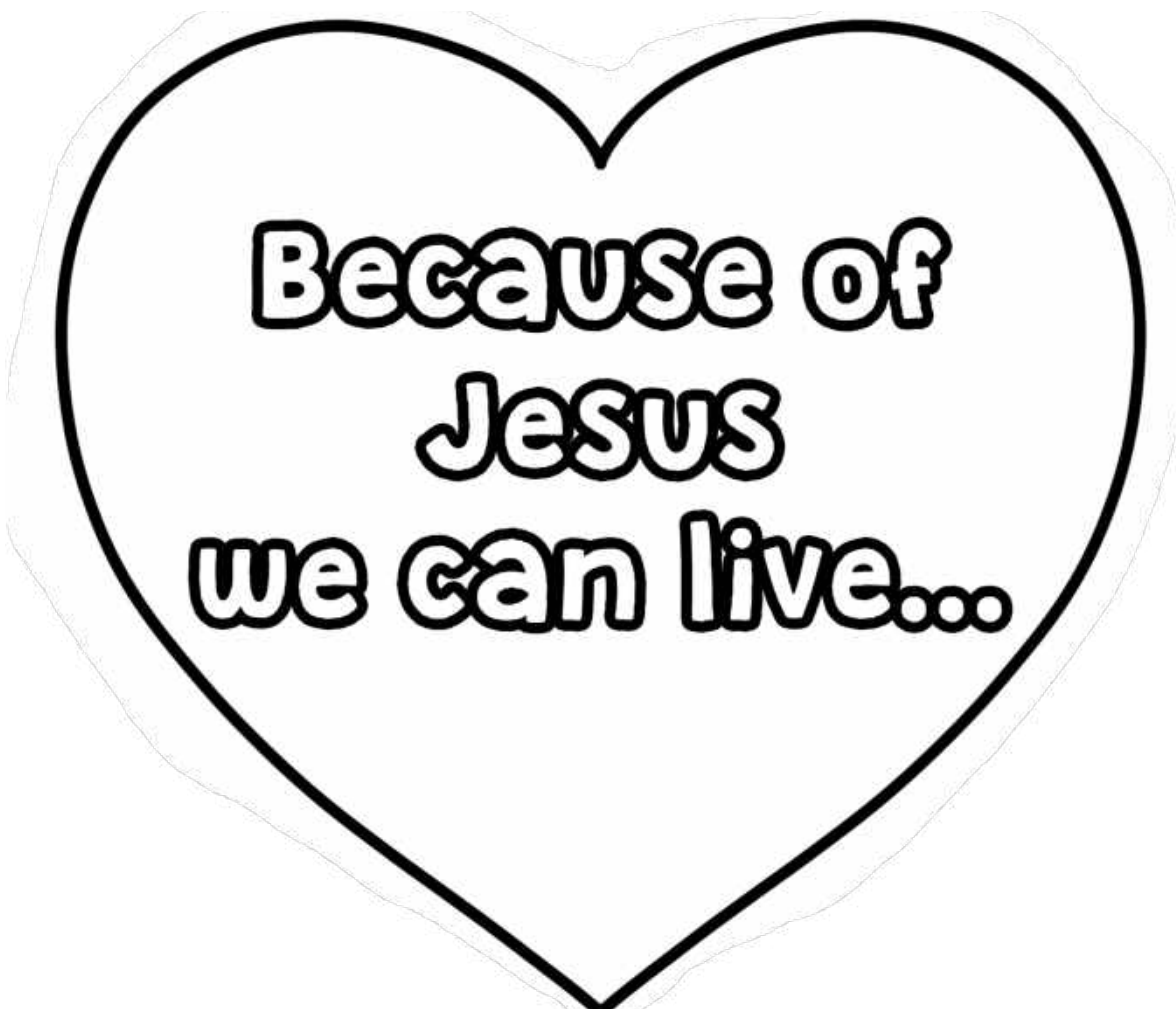
**By
Faith**



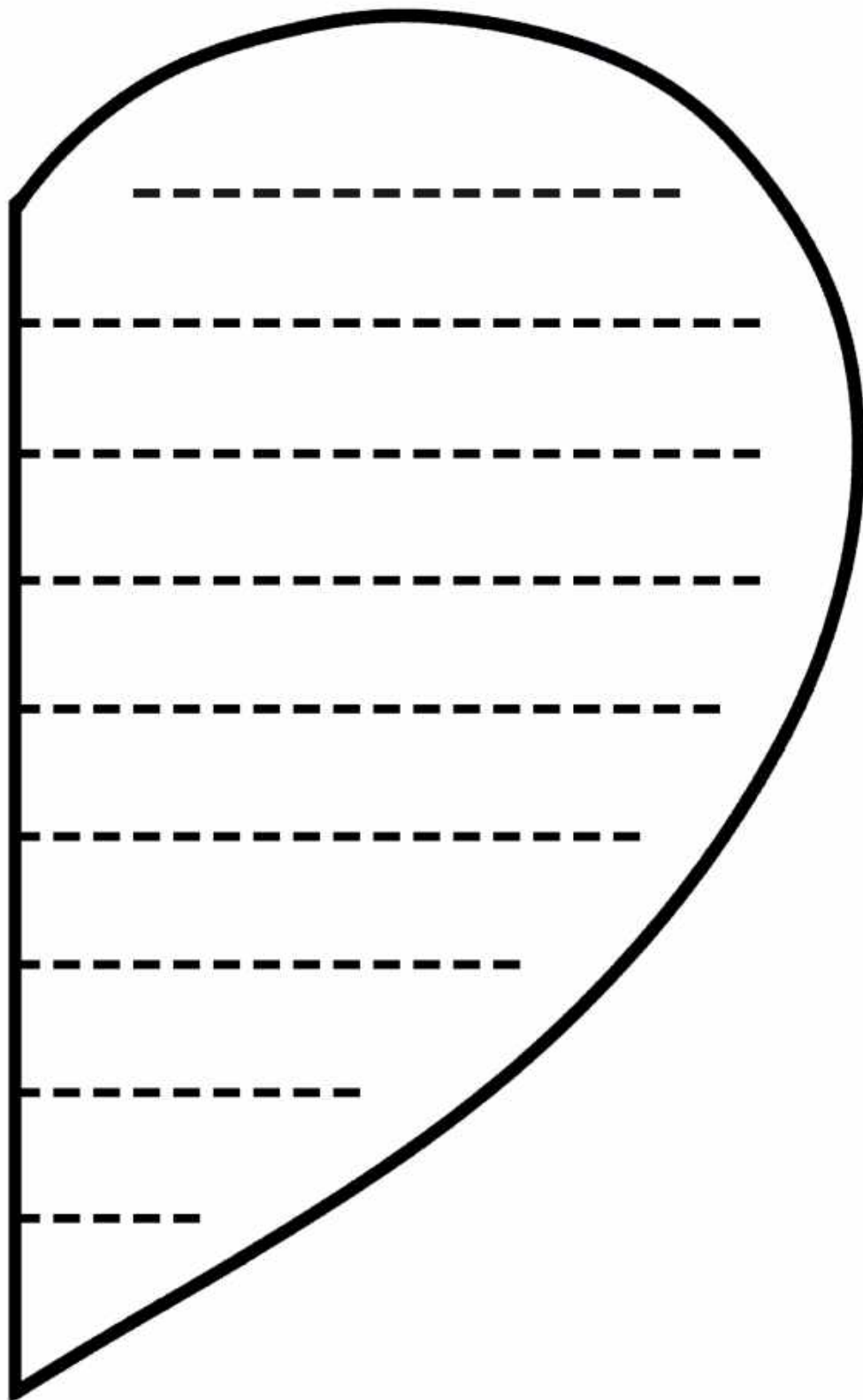
**In
Hope**



**Showing
Love**



**Because of
Jesus
we can live...**



Suffering

Part 5

How should we Live NOW?

Craft & Game Ideas

Game Ideas

1. Balloon Soccer

You will need:

- Large play area – inside or off grass is ideal

- 6 round balloons

(If playing with a small number. If playing with a larger number of kids – have an even number of balloons, at least the same number, as kids playing)

- Same number of paper plates as kids (these make the bats)
- Toilet rolls or paper towel rolls (to make handles for the bats)
- Sticky tape
- Collage, pens, sticker to decorate the bats
- Permanent marker

Instructions:

- Blow up balloons.
- Decorate paper plates and attach them to the handles (cardboard rolls)
- Write on balloons FAITH, HOPE, LOVE and UNBELIEF, HOPELESS, HATE (if playing with larger group, write words out at least twice).
- Put kids into 2 teams. The aim of the game is to 'bat' all balloons with Faith, hope, love into one end of the play area and unbelief, hopeless and hate into the other end of play area. One team is to bat faith, hope and love and the other team to bat unbelief, hopeless and hate.

2. God Understand Cup Knockdown

Aim: to be the first team to knock down all the cups and form the words "God understands"

You will need:

- 42 paper cups – to make 2 sets of cups to knockdown
- Small nerf gun and bullets or softish ball to throw
- Felt pen

Instructions:

1. Write the letters that make up the words "God Understands" on the inside of the cups – 14 cups will be written on, one letter per cup.
2. Make 2 pyramids using 21 cups per pyramid.
3. Put kids into 2 teams.
4. Line kids up behind each other a few meters away from pyramids.
5. Each team needs a Nerf gun or ball.
6. On "GO" kids take turns to knock over cups to collect the letters. They can only collect the cups they knock down. Hand Nerf gun/ball to next player and continue until all the cups have been knocked down and the words are formed. Blank cups are a decoy!