


How to Use Quiz Worx Home Delivery



Quiz Worx exists to share Jesus with kids everywhere. Our usual method of doing this is through performing Biblically faithful, creative and fun live puppet shows. However, due to COVID-19, we are unable to do our live shows. Yet we are excited to present the Good News through **Quiz Worx Home Delivery** - *Bringing Clear Bible Teaching to You.*


Each week Quiz Worx releases a new Kids' Talk video which can be used as part of an online church service or family devotion time. Each kids' talk comes with Activity Sheets, Game/Craft ideas, Discussion Questions and 'Digging Deeper' Family Devotions to help you share Jesus with the kids in your church and family. We pray this will be a blessing and encouragement to many kids, families and churches.

FOR CHURCHES:

Here are some suggestions for making the most of the 'Quiz Worx Home Delivery' material as part of an online church service:

1. Pray
2. Ensure the kids and parents in your church have access to the activity sheets and discussion questions. Feel free to offer these directly from your church website, attach them to an email to church families, print them out and deliver/post them, or encourage them to sign up themselves at www.quizworx.com/HomeDelivery
3. Play the Kids' Talk video towards the start of your service, either by including in your live or pre-recorded service, or by sending families a link to watch on YouTube.
4. During the sermon/teaching time for the adults, parents can encourage kids to work on the activity sheets, and possibly craft (if they can work on this unsupervised).
5. After the sermon parents can lead a short discussion using the discussion questions provided. Then families can play the suggested games together in their household or with other families online (e.g. via Zoom) and get hands-on with the craft activity.
6. During the week, families can use the 'Digging Deeper' Family Devotions together to explore God's Word further at a time that suits them.
7. See more about permissions for churches here:
<http://www.quizworx.com/qwhd-permissions/>

How to Use Quiz Worx Home Delivery




FOR FAMILIES:

Here are some suggestions for making the most of the 'Quiz Worx Home Delivery' material as a family:

1. Print off the Activity sheets, Game/Craft ideas and Discussion Questions & Family Bible Devotions ahead of time.
2. Pray together.
3. Play the Kids' Talk video – you can stream/download it directly from this google drive or watch it on YouTube link that is e-mailed to you each week.
4. **CHOOSE YOUR OWN ADVENTURE:** after watching the kids' talk, feel free to continue with any of the additional elements, in an order that works for you and your family.
5. Kids will enjoy the Activity Sheets which include colouring in, mazes, find-a-words and other fun activities. There is one provided for kids ages 2-4, 4-8 and for kids ages 9-12.
6. Parents can use the provided discussion questions to lead a short discussion any time after watching the kids' talk.
7. Playing games together or with other families online (e.g. via Zoom) and getting hands-on with the craft activity can help to reinforce the message of the talk (and should be a lot of fun too).
8. Families may choose to move right into the 'Digging Deeper' Family Devotions during this time or choose other times later in the week to explore God's Word further together (try and find a regular time that works with your family).
9. See more about permissions for families and individuals here:
<http://www.quizworx.com/qwhd-permissions/>

Jonah



God's grace, kindness and love is available to all!

In this two-part series, Quiz Worx Home Delivery will be going through the book of Jonah.

Jonah is often thought of as the book about a BIG FISH! Jonah being swallowed by a giant fish is certainly an exciting part of the book. However, it is by no means the main event. In fact, the biggest miracle of the book is not Jonah being swallowed by a fish; it's one hundred and twenty thousand people repenting!

Our hope is that our Kids' Talk videos and accompanying discussion questions and 'Digging Deeper' family devotions will help you and your children to come to a greater understanding of the God of the Bible whose grace, kindness and love is available to all who trust him.

Jonah

Chapters 1 & 2

Discussion Questions after 'Jonah 1-2' Kid's Talk Video

As the book of Jonah begins, we see God tell the prophet Jonah to go to the city of Nineveh. Jonah had heard lots of things about Nineveh. Nineveh was the capital city of a country called Assyria and the Ninevites and the Assyrians were mean and nasty people. Jonah was not happy with what God was asking him to do...


1. Have you ever been asked to do something, by your parents or a teacher or someone important, that you really didn't want to do? How did you respond?
2. What did God call Jonah to do? Why?
3. How did Jonah respond to God? Why do you think he responded this way?

Pray

Thank God that he is a God of grace, kindness and love.

Thank God that he does not want to punish people for their sin, but wants them to turn away from sin and back to him.

Ask God to help you to tell others about his amazing grace, kindness and love.



Digging Deeper

Family Devotions



How to use 'Digging Deeper' for the 'Jonah' series.

To help you through our series on the book of Jonah, each week we will provide three devotions. We encourage you to read these passages with those in your household at a time that suits, and use the questions to guide you as you talk about and reflect on God's grace, kindness and love.

We looked at several different Bible translations when creating these questions. Feel free to use any version as you work through them as a family.

Devotion 1 – Jonah 1 & 2

The book of Jonah could easily be called the book of God. God is the main character from start to finish as he works to save a wicked people, despite the reluctance of his prophet! In this, God brings glory to himself as he shows his great grace, kindness and love. In this devotion we will look at the God-centeredness of these first 2 chapters.

1. Read through Jonah 1 & 2 and note down all the references to God's activeness.
2. What do these actions teach us about God?
3. What amazes you about God? What questions do you have about God? Spend time talking these through as a family.

Pray

Thank God that he is active in the lives of people. Thank God for his great power and control over all things.

Ask God to help you to love him the way he deserves to be loved- with our whole lives.

Digging Deeper

Family Devotions

Devotion 2 – Jonah 1 & 2

The grace, kindness and love of God is clear in these chapters. However, it is interesting to note that the prophet Jonah does not rejoice in these aspects of God's character! Jonah did not want the Ninevites to experience God's forgiveness. He wanted them destroyed! So he tried to run away from God, rather than preach to the Ninevites. In this devotion, we will look at the person of Jonah.

1. Have you ever learnt a hard lesson after doing something you knew you should not have done? How did it make you feel? What did you learn from that experience?
2. Read through Jonah 1 and note down all the references to Jonah's actions. What do these actions tell us about Jonah?
3. Read through Jonah's prayer in chapter 2. What is Jonah learning about God?

Pray

Say sorry to God for the times you have done things you know you should not have done.

Thank God that we can cry out to him for help and for forgiveness and he will always hear us, help us and forgive us.

Devotion 3 – Read Jonah 1:14-2:10

A key verse in the book of Jonah is Jonah 2:9 where Jonah cries out "Salvation comes from the Lord." Stuck in the belly of a fish, Jonah cries out for God to save him. The whole book of Jonah is about God's salvation. Again and again, we see God acting to save those who turn to him. Let's consider that more...

1. God saves the sailors from drowning and from their worship of false gods. Read Jonah 1:14-16. What have the sailors learned about God? How did they respond to God?
2. Read Jonah 1:17-2:10. How do we see God acting to save in these verses?
3. Why do you think God acted to save the sailors and Jonah? How does it make you feel knowing that God is a God who saves?


Pray

Thank God that he is gracious, kind and loving and forgives all people who turn back to him.

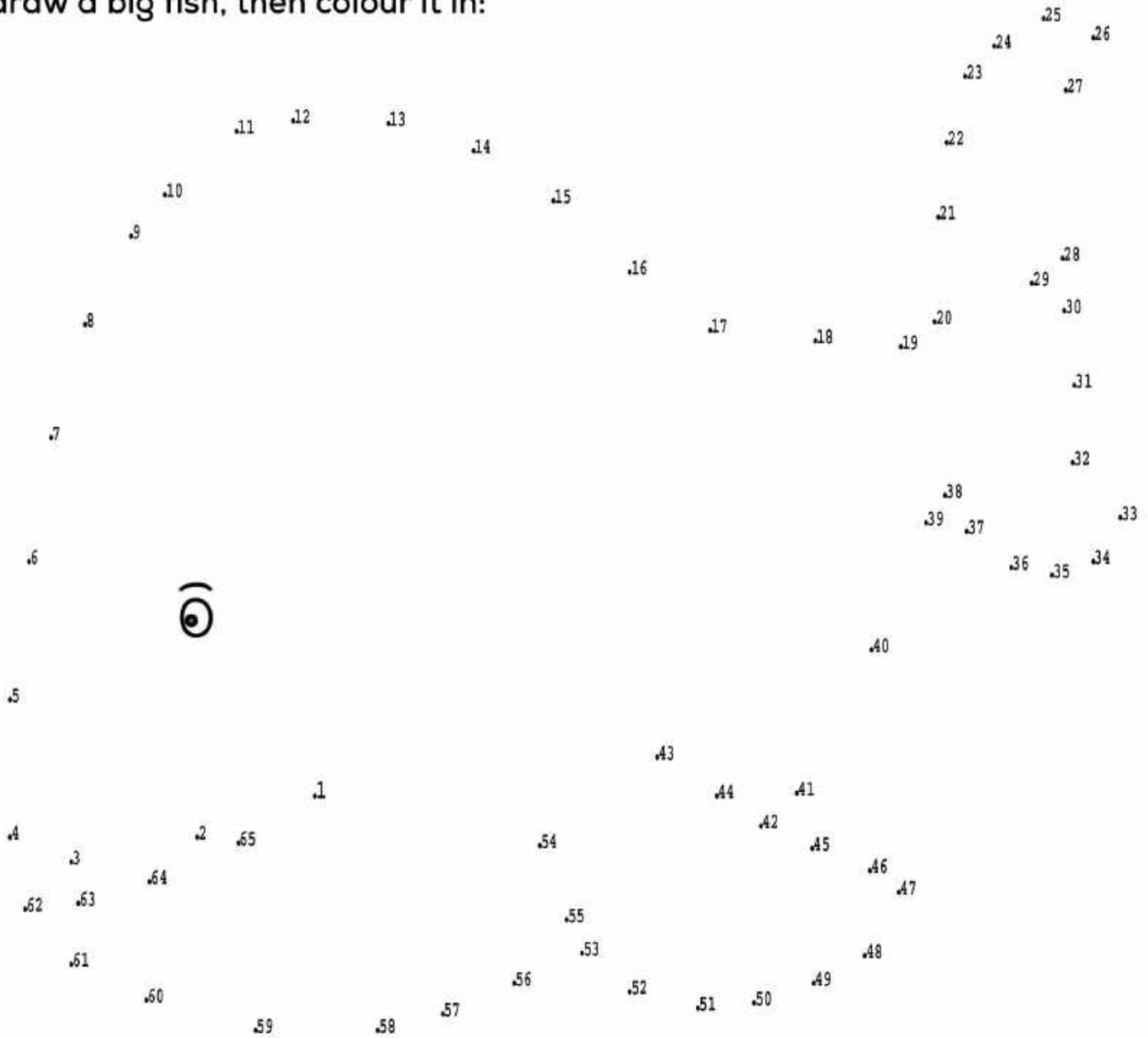
Think about the people in your life who haven't yet turned back to God. Pray that they will do so.

Colour in Jonah being saved by the big fish:

God's a God
of love




Follow the numbers and connect the dots to draw a big fish, then colour it in:




**God's a God of grace and
God's a God of kindness.
He's slow to anger and
abounding in love.**

Help Jonah find his way to Nineveh:

Ages 5-8 (continued)



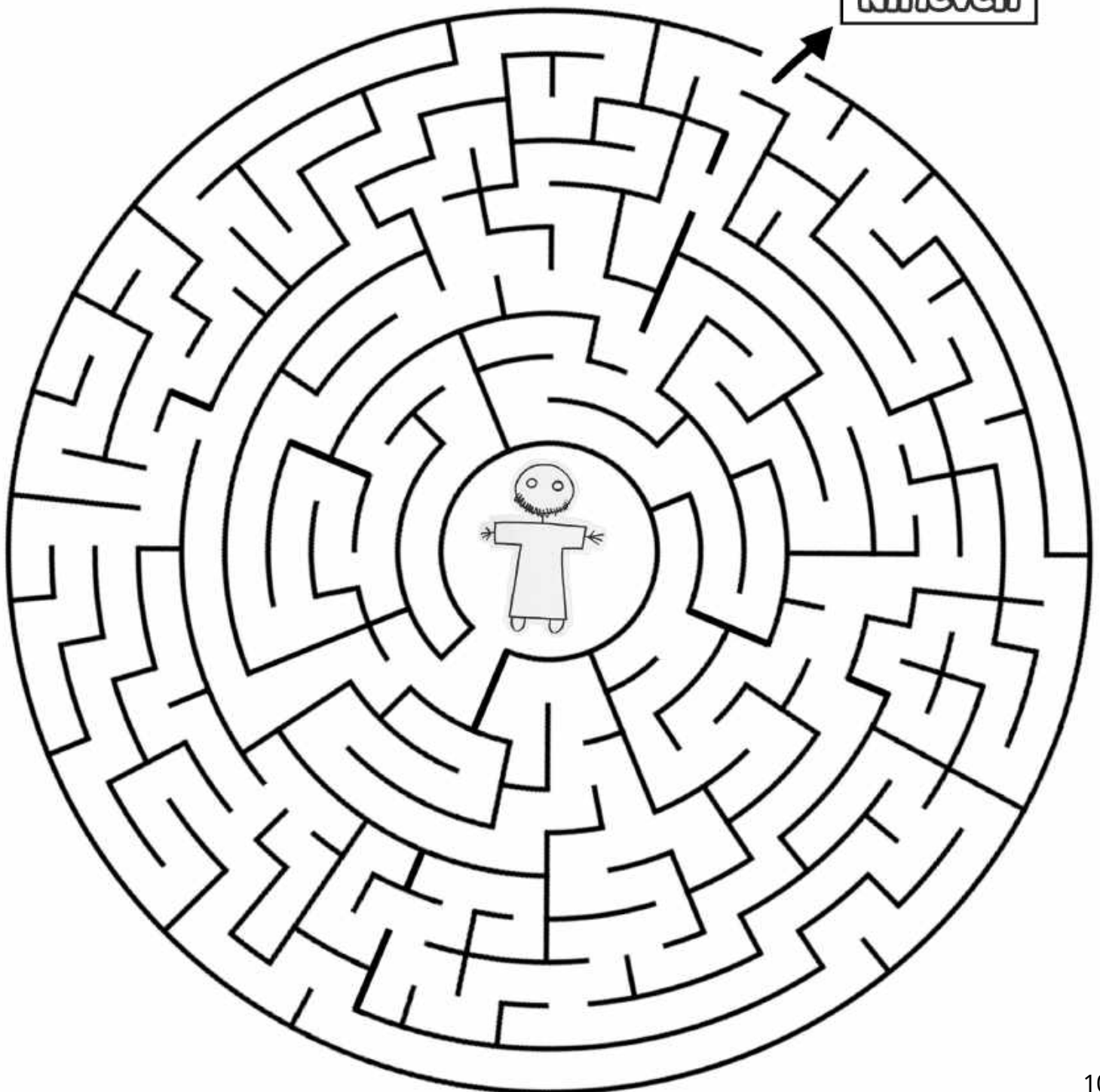
Colour in the sailors
and their boat:



Fill in the blanks:

**God's a God of _____ and God's
a God of _____. He's slow to
_____ and abounding in _____.**

Help Jonah find his way to Nineveh:



Find the words from Jonah Chapter 1:

F	E	X	I	S	H	I	P	R	K	S	L	G	H	L
T	O	G	A	M	T	V	C	H	V	L	P	H	U	P
Q	Z	I	J	L	X	X	S	W	O	E	N	D	L	A
L	N	G	E	J	O	J	O	L	D	E	I	L	O	N
J	O	G	O	X	E	W	T	X	A	P	N	Z	R	H
U	O	V	K	V	L	D	X	E	U	S	E	K	D	E
G	K	N	E	M	J	B	C	J	A	H	V	T	Q	I
T	Z	Z	A	R	E	S	J	S	Z	Y	E	F	R	W
Y	A	N	D	H	B	B	D	A	M	F	H	Q	P	O
L	O	R	V	D	X	O	Y	K	S	C	A	R	G	O
C	V	J	S	F	O	Z	A	J	E	T	I	Y	Y	Z
K	B	E	N	H	K	E	R	R	T	S	O	C	S	R
S	A	N	Z	B	I	C	A	M	D	U	R	R	I	Q
H	C	J	P	X	O	S	N	S	T	A	E	F	M	U
D	R	U	I	X	V	P	H	T	R	V	U	Q	O	Z

OVERBOARD
 NINEVEH
 TARSHISH
 STORM
 LORD

SLEEP
 JONAH
 CARGO
 SHIP
 RAN

Jonah

Chapters 1 & 2

Craft & Game Ideas

Craft Ideas

1. Story Leaves

A story like this deserves to be told twice. Let's find, paint and recreate the story of Jonah on rocks.

You will need:

- 6 or 10 flattish leaves (gum leaves that are already found dried work really well)
- Paint
- Paintbrushes

Instructions:

1. Find the leaves (By a river? In a park? Go for an adventure)
2. Paint on the leaves an image of:



An image to represent the Lord (perhaps yellow rays)



Jonah



A ship



Some waves

Jonah

Chapters 1 & 2

Craft & Game Ideas

Craft Ideas



Sailors



A giant fish



Cargo - optional



The ocean depths - optional



An image to represent someone praying - optional



The wind - optional

3. Use the painted leaves to go through the bible story

**Inspired from <https://affordablehomeschooling.com/story-stones-ideas/>

Jonah

Chapters 1 & 2

Craft & Game Ideas

Craft Ideas

2.

When Jonah was thrown overboard into the raging sea, it was pretty bad, he thought he was going to die.

"You hurled me into the **depths**,
into the very **heart of the seas**,
and the **currents swirled** about me;
all **your waves** and breakers
swept over me.

I said, 'I have been banished
from your sight;
yet I will look again
toward your holy temple.'

The **engulfing waters threatened me**,
the **deep surrounded me**;
seaweed was wrapped around my head." (Jonah 2:3-5)

But God saved him.

"To the **roots of the mountains** I sank down;
the earth beneath barred me in forever.
But **you, Lord my God**,
brought my life up from the pit." (Jonah 2:6)

In this activity, we are going to see just how CRAZY it must have been for Jonah in the water. And this will remind us just how GREAT God is - he saved Jonah by giving the whale to take him AND by calming the huge storm.

You will need:

- Clear plastic milk bottle (or any other clear-ish bottle able to get a bit dirty)
- Blue food dye
- Some water

**Alternatively to the water and dye, you could use a blue coloured drink such as blueberry-flavoured juice.*

- A small collection of dirt and grass
- A safety pin
- A small piece of paper
- A pen or pencil

Jonah

Chapters 1 & 2

Craft & Game Ideas

Craft Ideas

1. Fill the empty bottle a third way with water. If using coloured juice, skip to step 3.
2. Mix in roughly 2 drops of blue dye. *This is going to be the Mediterranean sea, the sea that Jonah was sailing in and eventually was thrown into.*



3. Add the collection of dirt and grass. *The grass is like the seaweed and the dirt like the ocean sand being tossed all around.*



4. With the pen, draw a face and body onto the small piece of paper. Secure the paper onto the safety pin. *This will be our Jonah.*



Now that the scene is set, let's begin the storm.

5. Put Jonah into the water, turn the bottle on its side and create the storm. Some ideas: shake the bottle creating waves or keep it still to watch Jonah settle to the bottom as if he is falling to the bottom of the sea.

Jonah

Chapters 1 & 2

Craft & Game Ideas

Game Ideas

1. Israelites verses Ninevites

In this talk, we learned that the two groups, the Ninevites and God's people, the Israelites, were enemies and had been fighting each other for a long time. This game explores the many years fighting that they had experienced.

Instructions:

1. Divide everyone playing into two teams that stand at opposite ends of the play space (preferably a large room or backyard). Put a chair in the corner of each end.
2. Either end of your sides is the 'safe zone' so you cannot be tagged by the other team when there.
3. When you have left the safe area then members of the other team can tag you if they have left the safe area after you. If someone leaves their safe area after you, they are stronger and able to tag you.
4. If tagged, you must go to the other sides "prison" and sit in a chair on their side, if a teammate can tag you without themselves getting tagged, you are both free to return to your side.
5. If you are tagged while trying to save a teammate then you stand behind their chair in the "prison".
6. Continue until only one side is left standing!

2. The Storm

Jonah and the sailors spend time trying to row to shore amidst a horrible storm and are afraid for their lives and even Jonah is thrown overboard and only saved by God sending a big fish.

Instructions:

1. One person starts as the "Waves" and their goal is to tag others to join them and be a part of the "Waves".
2. If they tag someone else, they then join hands and become a part of the "Waves".
3. They will need to work together in order to tag everyone else and as they are tagged, they join hands and make the "Wave" bigger and bigger.
4. This continues until there is one person left who wins! They can be the "Waves" when the next round starts!
5. The goal of the "sailors" is to run from one end to the other which represents getting to shore.